

HOW TO HAWK




IN SIX EASY STEPS

*BROUGHT TO YOU BY
HEADS UP CORNELIUS*

LIGHTS OFF

Drive as you usually would, keeping an eye out for pedestrians and cyclists.



YELLOW FLASHING

Don't worry, it's supposed to do that. Someone has activated the signal, so slow down.




SOLID YELLOW

Prepare to stop.




SOLID RED

STOP!



FLASHING RED

Stop first, and if no one is in the crosswalk or approaching, proceed with caution.



PEDESTRIANS

Your part is simple. Push the big silver button and wait to see this signal before you cross:



How easy was that?

Find more helpful tips
at Cornelius.org





HOW TO RRFB

IN FOUR EASY STEPS

*BROUGHT TO YOU BY
HEADS UP CORNELIUS*

LIGHTS OFF

Drive as you usually would, keeping an eye out for pedestrians and cyclists.



LIGHTS FLASHING

Prepare to stop - someone has activated the signal.



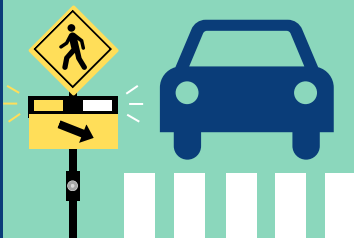
LIGHTS FLASHING

Stop and wait for all pedestrians to cross fully to the other side of the road.



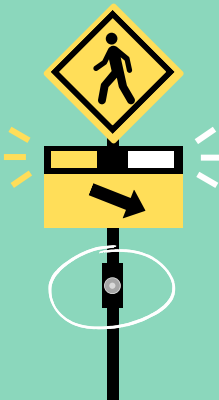
LIGHTS FLASHING

Look left and right. All clear? Proceed with caution.



PEDESTRIANS

Your part is simple. Push the big silver button and wait for traffic to come to a stop before you cross.



How easy was that?

Find more helpful tips at Cornelius.org

